



# Water Quality Report

Defining the Health Risks and Home Impacts


Timber Creek, Fort Myers, FL

<p><b>Residential Water Score (RWS)</b></p> 	<p><b>Water Quality</b></p> 	<p>Meets primary drinking water standards but:</p> <ul style="list-style-type: none"><li>- one or more infrastructure or aesthetic standards are exceeded and/or</li><li>- may still present some health risk.</li></ul>
---	--	--

We created this report to help you understand the impact the quality of local public water may have on your health and home and what can be done about it.

**This report includes:**

- Neighborhood Residential Water Score (RWS)
- Health Risks
- Impact on the Home
- Impact on Perceived Home Value
- Action Plan



# Overview

## Residential Water Score



The Residential Water Score (RWS) represents the impact of your water quality on your family's health and your home's infrastructure.

*Learn why your water received this score and how you can improve it and your water quality on the following pages.*

## Water Quality



### Family Health Risk

Based on harmful contaminants identified in your drinking water:

**Medium**

### Home Impact

Based on the relationship between water quality and inspection results:

**Low**

### Impact on Perceived Home Value

Based on combined Family Health Risk and Home Impact:

**Neutral**

## Summary of Findings

### Family Health Risk

- PFAS exceeds Health Goal
- Total Trihalomethanes (formed from Chlorine/Chloramines) exceed Health Goal
- Sodium exceeds Notification Level

### Home Impact

- Moderate Hardness

### Other Concerns

# Family Health Risk

## Family Health Risk

Based on harmful contaminants identified in your drinking water:

**Medium**

*SafeWell removes hidden health risks from your drinking water.*



## How do the results impact you and your family?

### PFAS

**Result:** 5.478 ppt  
**Proposed EPA MCL:** 4 ppt (for PFOA and PFOS)  
**Health Goal:** 1 ppt (individual)

- Exposure to certain levels may lead to reproductive effects, including low birthweight, miscarriage risk and hormone disruption
- Increased risk of prostate, kidney and testicular cancer
- Associated with suppressed immune function, including decreased vaccine response
- Increased cholesterol levels, thyroid, kidney and liver disease

### Total Trihalomethanes (TTHM – chlorination byproducts)

**Result:** 20.4 µg/L  
**Limit:** 80 µg/L  
**Health Goal:** 0.15 µg/L

- Formed from reaction with chlorine/chloramines and organic material
- Increased risk of bladder and colorectal cancer
- Risk of damage to heart, liver, kidney, central nervous system
- Associated with low birth weight, spontaneous miscarriage
- Primary exposure through ingestion and inhalation

For more information on contaminants and adverse water quality characteristics, visit [safewell.us/other-contaminants-simplified/](https://safewell.us/other-contaminants-simplified/)



## Family Health Risk, continued

*SafeWell removes hidden health risks from your drinking water.*

### Sodium

**Result:** 146 mg/L

**Notification Level:** 20 mg/L

- May pose a risk to those with hypertension, heart or liver disease, or on a sodium-restricted diet
- High quantities can elevate blood pressure
- Guideline and Notification requirement for Sodium level exceeding 20 mg/L to protect individuals on sodium-restricted diet



For more information on contaminants and adverse water quality characteristics, visit [safewell.us/other-contaminants-simplified/](https://safewell.us/other-contaminants-simplified/)

# Home Impact

Based on the relationship between water quality and inspection results:

Low



*SafeWell optimizes water quality to protect your home.*

## How do water quality results impact your home and what risk does your home's infrastructure pose to your water quality?

### Hardness

**Result:** 76.9 mg/L

**Moderate Hardness 60-120 mg/L | Hard Water 120-180 mg/L**

- Hard water causes scale, which can clog pipes and reduce water flow
- Shortens life of water-using appliances, including water heaters
- Requires more soap for washing, leaves residue on hair and skin
- Leaves residue on glassware and inside coffee & tea pots
- Can also contribute to plumbing corrosion, leading to pinhole leaks



For more information on contaminants and adverse water quality characteristics, visit [safewell.us/other-contaminants-simplified/](https://safewell.us/other-contaminants-simplified/)

# Impact on Perceived Home Value

## Perceived Home Value

Based on combined Family Health Risk and Impact on Your Home:

Neutral



*SafeWell enhances your home's appeal by ensuring your water and its infrastructure are healthy.*

## How will the results impact your home's perceived value?

Home buyers are savvy, health-conscious and concerned about water quality. It impacts health, safety and quality of life more than any other element in a home.

Water quality problems such as foul taste or odor, harmful contaminants, corroded pipes, stained fixtures, and insufficient flow or volume reduce a home's appeal and value, just like any other aesthetic or infrastructure problem

Buyers want to know that the water is healthy to drink, that the infrastructure is safe and sound, and – if you have a well – that there will be enough healthy water to meet the family's needs.

Homes with healthy water and a safe, sound water infrastructure have greater appeal and receive more high-end offers.



# Action Plan

## Essential Treatment & Solutions to Optimize Your Water for Health and Home

By implementing this complete Action Plan, your family's health, your home's infrastructure, and the perceived value of your home will be protected from harmful water-related issues.



### Treatment Options

**WHAT: Granular Activated Carbon (GAC) filtration**

**WHY:** Removes **PFAS, Chlorine** and **Chloramines**, and **Disinfection Byproducts**

**WHAT: Water Softener**

**WHY:** Removes **hardness** minerals (**Calcium** and **Magnesium**) and replaces them with Sodium, removes small amounts of **Iron** and **Manganese**

**WHAT: Under-Sink Reverse Osmosis (RO) purification system**

**WHY:** Removes minerals (including **Sodium, Iron, Arsenic** and **Lead**), as well as organic contaminants such as **PFAS** and **VOCs**

Reduce your risks and improve your score

Request your treatment estimate today.  
Call or email now:

**239-481-7867**  
**support@safewell.us**

*Protect your family's health and your home's infrastructure by ensuring your well and all treatment system components are regularly inspected and maintained, and monitor your water quality at least annually.*

# Water Quality - At A Glance

Your Drinking Water			
Contaminant	Results	Limit	Health Goal
<b>Bacteria</b>			
Total Coliform	0	0	0
Fecal/E. Coli	0	0	0
<b>Routine Analysis</b>			
Turbidity	0.29	1-5 NTU	
Calcium	0.669	No Limit	
Copper	0.045	1.0-1.3 mg/L	0.3 mg/L
Iron	0	0.3 mg/L	
Magnesium	0.688	No Limit	
Manganese	0.009	0.05-0.3 mg/L	0.08 mg/L
Potassium	0.273	No Limit	
Sodium	146	No Limit	20 mg/L
Arsenic	0	0.01 mg/L	0.00004 mg/L
Lead	0	0.015 mg/L	0.0002 mg/L
Chloride	71.6	250 mg/L	
Fluoride	0.485	4 mg/L	1 mg/L
Nitrate	0.289	10 mg/L	0.14 mg/L
Nitrite	0.356	1 mg/L	
Sulfate	71.3	250 mg/L	500 mg/L
Sediment	NEG	NEG	
Hardness	76.95	>120 mg/L	
Conductivity	507	No Limit	
pH	7.58	6.5-8.5	
TDS	328	500 mg/L	
<b>PFAS</b>			
<b>PFAS6</b>	5.478	20 ppt	1 ppt
- PFHxS	0.708		
- PFHpA	0		
- PFOA	1.31		4 ppt
- PFOS	3.46		4 ppt
- PFNA	0		
- PFDA	0		

Contaminant	Results	Limit
<b>VOC's</b>		
Benzene	0	5.0 ug/L
Bromomethane	0	10 ug/L
Carbon Tetrachloride	0	5.0 ug/L
1,2-Dichlorobenzene	0	600 ug/L
1,4-Dichlorobenzene	0	5.0 ug/L
Dichlorodifluoromethane	0	1,400 ug/L
1,1-Dichloroethane	0	70 ug/L
1,2-Dichloroethane	0	5.0 ug/L
1,1-Dichloroethylene	0	7.0 ug/L
trans-1,2-Dichloroethene	0	100 ug/L
cis-1,2-Dichloroethene	0	70 ug/L
1,2-Dichloropropane	0	5.0 ug/L
1,3-Dichloropropene	0	0.4 ug/L
Ethylbenzene	0	700 ug/L
Methyl-t-Butyl Ether (MTBE)	0	70 ug/L
Methylene chloride	0	5.0 ug/L
Monochlorobenzene	0	100 ug/L
Naphthalene	0	140 ug/L
Styrene	0	100 ug/L
Tetrachloroethylene	0	5.0 ug/L
Toluene	0	1000 ug/L
1,2,4-Trichlorobenzene	0	70 ug/L
1,1,1-Trichloroethane	0	200 ug/L
1,1,2-Trichloroethane	0	5.0 ug/L
Trichloroethylene (TCE)	0	5.0 ug/L
Vinyl Chloride	0	2.0 ug/L
m+o+p Xylenes	0	10K ug/L
tertiary butyl alcohol	0	120 ug/L
1,1,2-trichloro-1,2,2-trifluoro	0	210K ug/L
<b>Disinfection Byproducts</b>		
<b>Total Trihalomethanes (TTH)</b>	20.4	80 ug/L
- Chloroform	12.7	70 ug/L
- Bromodichloromethane	5.52	0 ug/L*
- Bromoform	0	0 ug/L*
- Chlorodibromomethane	2.18	60 ug/L